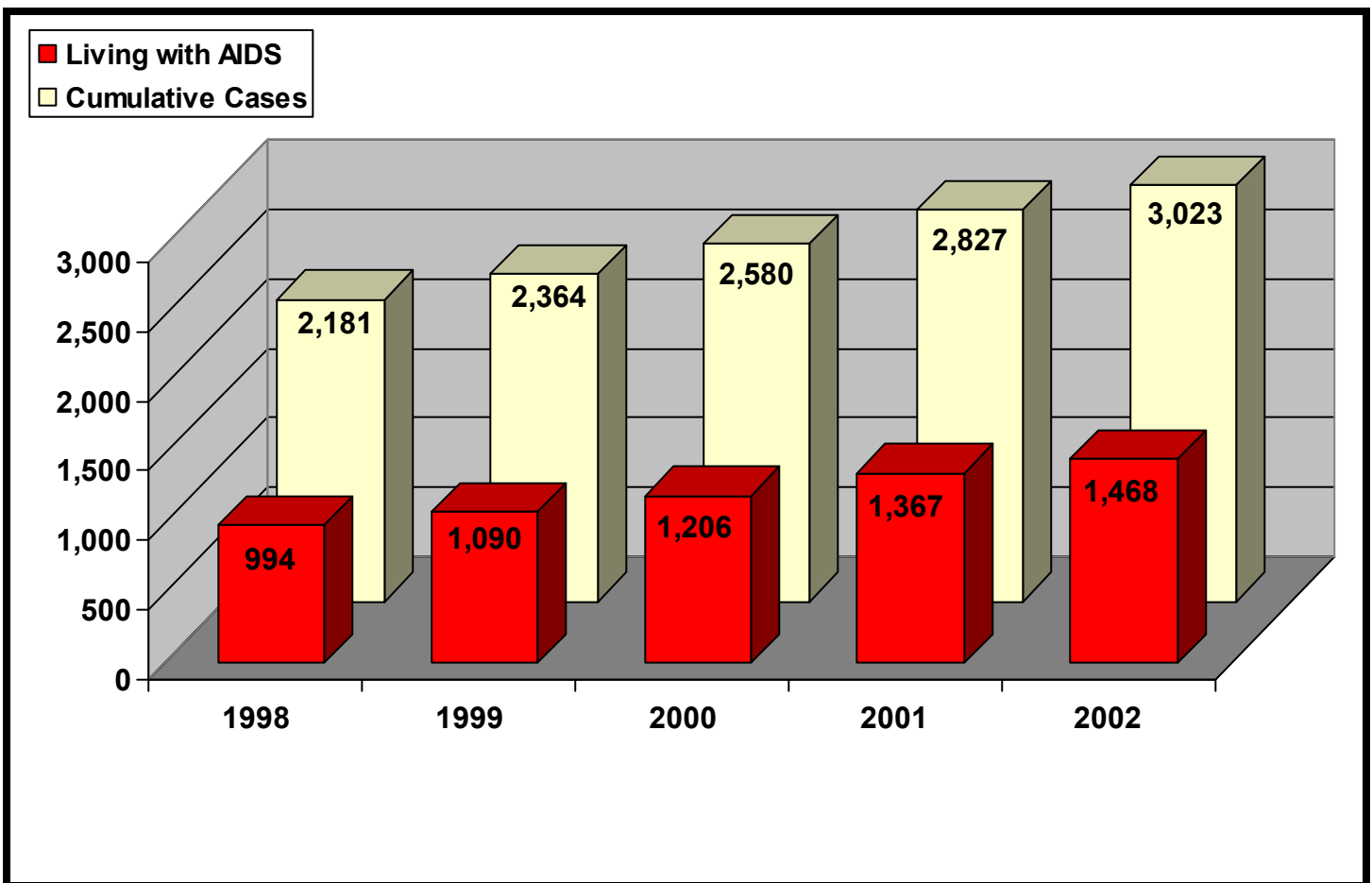


HIV/AIDS IN DELAWARE

While the federal government's investment in treatment and research is helping people with HIV/AIDS live longer and more productive lives, HIV continues to spread at a staggering national rate of over 40,000 new infections per year. The following data represent the total reported AIDS cases in Delaware through year-end 2002:

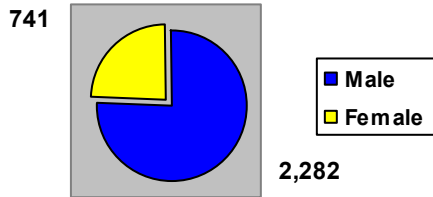
Total Reported AIDS Cases



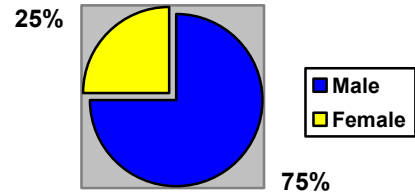
Demographic Trends

It is the position of AIDS Action that the current HIV/AIDS statistics represent only a portion of the epidemic in the U.S. The data below only captures the HIV cases that were confirmed through testing and reporting; thus, it does not reflect the demography and size of the HIV positive population that has not yet been tested or reported.

TOTAL REPORTED AIDS CASES BY GENDER, 2002



PERCENTAGE OF TOTAL AIDS CASES REPORTED BY GENDER, 2002



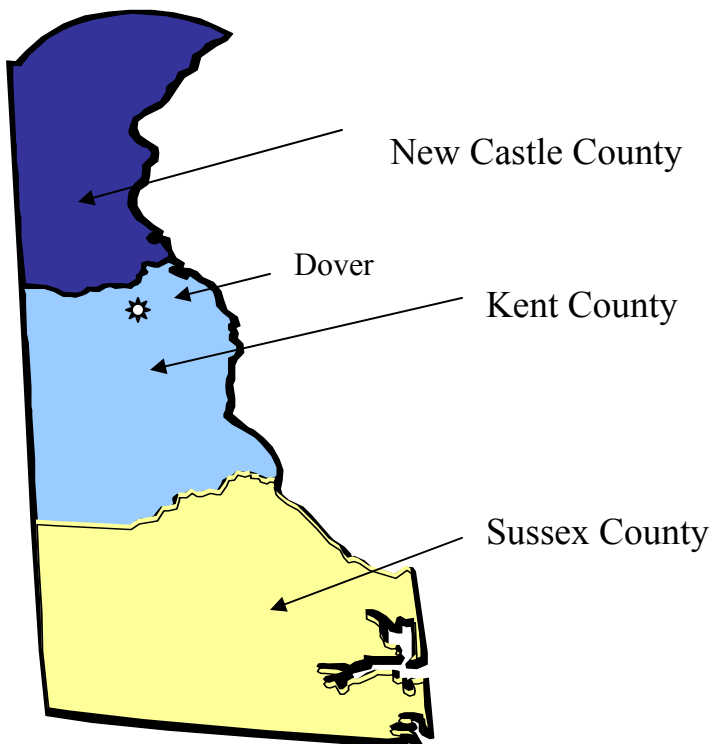
TOTAL REPORTED AIDS CASES BY RACE / ETHNICITY, 2002

White, Not Hispanic	859
Black, Not Hispanic	1,994
Hispanic	159
Other	11

PERCENTAGE OF TOTAL REPORTED CASES BY RACE / ETHNICITY, 2002

White, Not Hispanic	28 %
Black, Not Hispanic	66 %
Hispanic	5 %
Other	<1 %

DELAWARE COUNTIES, 2002



TOTAL REPORTED AIDS CASES BY MAJOR COUNTIES, 2002ⁱⁱ

New Castle County	2,320
Sussex County	432
Kent County	271

FISCAL YEAR 2002 FUNDING FOR HIV/AIDS IN DELAWARE

At-A-Glance

	Department	Agency	Amount
HIV Prevention	Health & Human Services	Centers for Disease Control & Prev.	\$1,983,775
Ryan White - Title I	Health & Human Services	Health Research & Services Admin.	\$0
Ryan White - Title II	Health & Human Services	Health Research & Services Admin	\$4,549,172
Ryan White - Title III	Health & Human Services	Health Research & Services Admin	\$819,368
Ryan White - Title IV	Health & Human Services	Health Research & Services Admin	\$334,851
Ryan White - AETC	Health & Human Services	Health Research & Services Admin	\$0
Ryan White - Dental	Health & Human Services	Health Research & Services Admin	\$0
Ryan White - SPNS	Health & Human Services	Health Research & Services Admin	\$0
HOPWA	Housing & Urban Dev.	Office of HIV/AIDS Housing	\$1,165,000

Prevention

The Centers for Disease Control and Prevention provided Delaware with \$1,983,775 for HIV prevention programs. These funds were allocated to state and local health departments and community-based organizations to finance counseling and testing programs, public information and health education/risk reduction activities, and monitoring/surveillance programs.ⁱⁱⁱ

Ryan White CARE Act

The Ryan White Comprehensive AIDS Resources Emergency (CARE) Act, enacted in 1990 and reauthorized in 2000, is the centerpiece of the federal government's efforts to improve the quality and availability of care for medically underserved individuals and families affected by HIV/AIDS. The CARE Act, administered by the HIV/AIDS Bureau of the Health Resources and Services Administration, provides funding to states, territories, and other public and private nonprofit entities to develop, organize, coordinate, and operate more effective and cost-efficient systems for the delivery of essential health care and support services to people living with HIV/AIDS and their families.

- **Title I – Eligible Metropolitan Areas (EMAs):** Title I provides funding to eligible metropolitan areas disproportionately affected by the HIV epidemic. Delaware qualified for \$0 in Title I funding.^{iv}
 - EMAs: None
- **Title II – States:** Title II helps state health departments improve the quality, availability, and organization of HIV/AIDS health care and support services. This title also contains the AIDS Drug Assistance Program (ADAP), which provides low-income individuals with life-prolonging medications. Delaware received \$4,549,172 in CARE Act Title II funds, which includes a proposed \$2,534,302 for ADAP as well as \$36,397 to support educational and outreach services to help disproportionately impacted communities of color improve their participation in ADAP through the Minority AIDS Initiative.^v
- **Title III – Early Intervention Services and Planning:** Title III supports Early Intervention Services (EIS) grants to provide services for low-income, uninsured, and underinsured HIV-infected individuals. Title III also funds planning grants to help rural or underserved communities develop high-quality HIV primary care. Delaware received \$819,368 in Title III funds.

- **Title IV – Women, Infants, Children, and Youth:** Title IV focuses on the operation and development of primary care systems and social services for women and youth, two groups that represent a growing share of the epidemic. Delaware received \$334,851 in Title IV funds.^{vi}
- **Other CARE Act Funding Programs:**

AIDS Education and Training Centers (AETC) Program

AETCs provide training, consultation, and information to providers through a national network of over 70 local performance sites that cover all 50 states, Puerto Rico, and the Virgin Islands.

Total AETC Funding: \$0^{vii}

Dental Reimbursement Program

The Ryan White Care Act Dental Reimbursement program provides reimbursement to dental schools, postdoctoral dental education programs, and dental hygiene programs for oral health care of individuals living with HIV.

Total Dental Reimbursement Funding: \$0^{viii}

Special Projects of National Significance (SPNS)

SPNS is the research and development aspect of the Ryan White CARE Act. SPNS is responsible for assessing the effectiveness of certain care models, providing support for innovative models of HIV/AIDS service delivery and for assisting the replication of effective models across the nation.

Total SPNS Funding: \$0^{ix}

Housing Opportunities for Persons with AIDS

The Department of Housing and Urban Development (HUD) provided Delaware with \$1,165,000 in formula grants under the Housing Opportunities for Persons with AIDS (HOPWA) program in 2002.^x HOPWA provides housing assistance and related supportive services for low-income persons with HIV/AIDS and their families. Ninety percent of funding is provided through “formula grants” to qualified states with the largest number of AIDS cases, and the remaining ten percent is provided on a competitive basis, to projects that are of potential national significance. Delaware received \$0 in competitive funding for 2002.^{xi}

On October 31, 2002, HUD announced additional competitive funding to support existing programs in 13 states that address permanent housing and service challenges for persons with HIV/AIDS and their families. Delaware received \$0 in permanent housing renewal grant funding for 2002.^{xii}

HOPWA Grant Type	Funding Amount
Formula	\$1,165,000
Competitive- Project of National Significance	\$0
Competitive- Permanent Housing	\$0

Serostatus Reporting

Delaware **does** report HIV infection rates.^{xiii}

- Total number of Adults Living with HIV infection through December 2002: 769
- Total Number of Children < 13 Years Old Living with HIV infection through December 2002: 18^{xiv}

HIV reporting requirements indicate that a state requires HIV to be reported. All states require all AIDS cases to be reported to local and state health departments. The data above only include persons reported with HIV infection who have not developed AIDS and includes only persons reported from areas with confidential HIV reporting.

State AIDS Director

James Welch

Director, HIV/STD/TB/Hep C
Division of Public Health
Delaware Health and Social Services
P.O. Box 637
Dover, DE 19903
Phone: (302) 744-4919
Fax: (302) 729-6617
E-mail: jameswelch@state.de.us^{xv}

ⁱ 1998-2001 data taken from *HIV/AIDS surveillance report*. Division of HIV/AIDS and Prevention. Centers for Disease Control & Prevention (Website). <http://www.cdc.gov/hiv/stats/hasrlink.htm>. Volumes 10-13, Tables 1 and 2. 1998-2001. (Retrieved March 2003). 2002 data taken from a Special data request. Widdowson, K. HIV/STD/Hepatitis C Disease Prevention and Control, Division of Public Health. Delaware Health and Social Services. (Requested May 2003).

ⁱⁱ Special data request. Widdowson, K.

ⁱⁱⁱ *CDC HIV prevention funding for state and local health departments*. National Alliance of State and Territorial AIDS Directors (Website). <http://www.nastad.org/PDF/CDCFUNDI.PDF>. (Retrieved March 2003).

^{iv} *Ryan White CARE Act Title I funding history*. Special Data Request. McCarthy, S. Health Resources and Services Administration (HRSA). (Requested March 2003).

^v Health Resources and Services Administration Newsroom. *Ryan White CARE Act Title II fiscal year 2002 grant awards*. April 10, 2002. <http://newsroom.hrsa.gov/releases/2002releases/titleIIawards.htm>. (Retrieved March 2003).

^{vi} *Special report, Titles III and IV: FY 2002*. March 2003. Special Data Request. Holmes, B. Grants Management. Health Resources and Services Administration. (Requested March 2003).

^{vii} Health Resources and Services Administration Newsroom. *FY 2002 AIDS Education and Training Centers grants*. August 20, 2002. <http://newsroom.hrsa.gov/releases/2002releases/AETC.htm>. (Retrieved May 2003).

^{viii} Health Resources and Services Administration Newsroom. *FY 2002 Dental reimbursement grants*. September 27, 2002. <http://newsroom.hrsa.gov/releases/2002releases/dental.htm>. (Retrieved May 2003).

^{ix} *SPNS, AETC, and Community-based dental funding*. April 4, 2003. Special Data Request. Holmes, B. Grants Management. Health Resources and Services Administration. (Requested March 2003).

^x *2002 HOPWA formula allocations*. Housing Opportunities for People Living with AIDS. Department of Housing and Urban Development (Website). <http://www.hud.gov/offices/cpd/aidshousing/programs/formula/grants/2002.pdf>. (Retrieved March 2003).

^{xi} *FY 2002 HOPWA competitive grants*. Department of Housing and Urban Development (Website). <http://www.hud.gov/offices/cpd/aidshousing/programs/competitive/grants/fy02/index.cfm>. (Retrieved March 2003).

^{xii} Ibid.

^{xiii} *HIV reporting policy, as of February 2002*. State health facts online. Kaiser Family Foundation (Website). www.statehealthfacts.kff.org. (Retrieved April 2003).

^{xiv} *HIV/AIDS surveillance report*. 2002. <http://www.cdc.gov/hiv/stats/hasr1032/table3.htm>. Vol. 13, No.2, Table 3. (Retrieved March 2003).

^{xv} *Membership*. National Alliance of State and Territorial AIDS Directors (Website). <http://www.nastad.org/pdf/NASTADMemb.pdf>. (Retrieved March 2003).