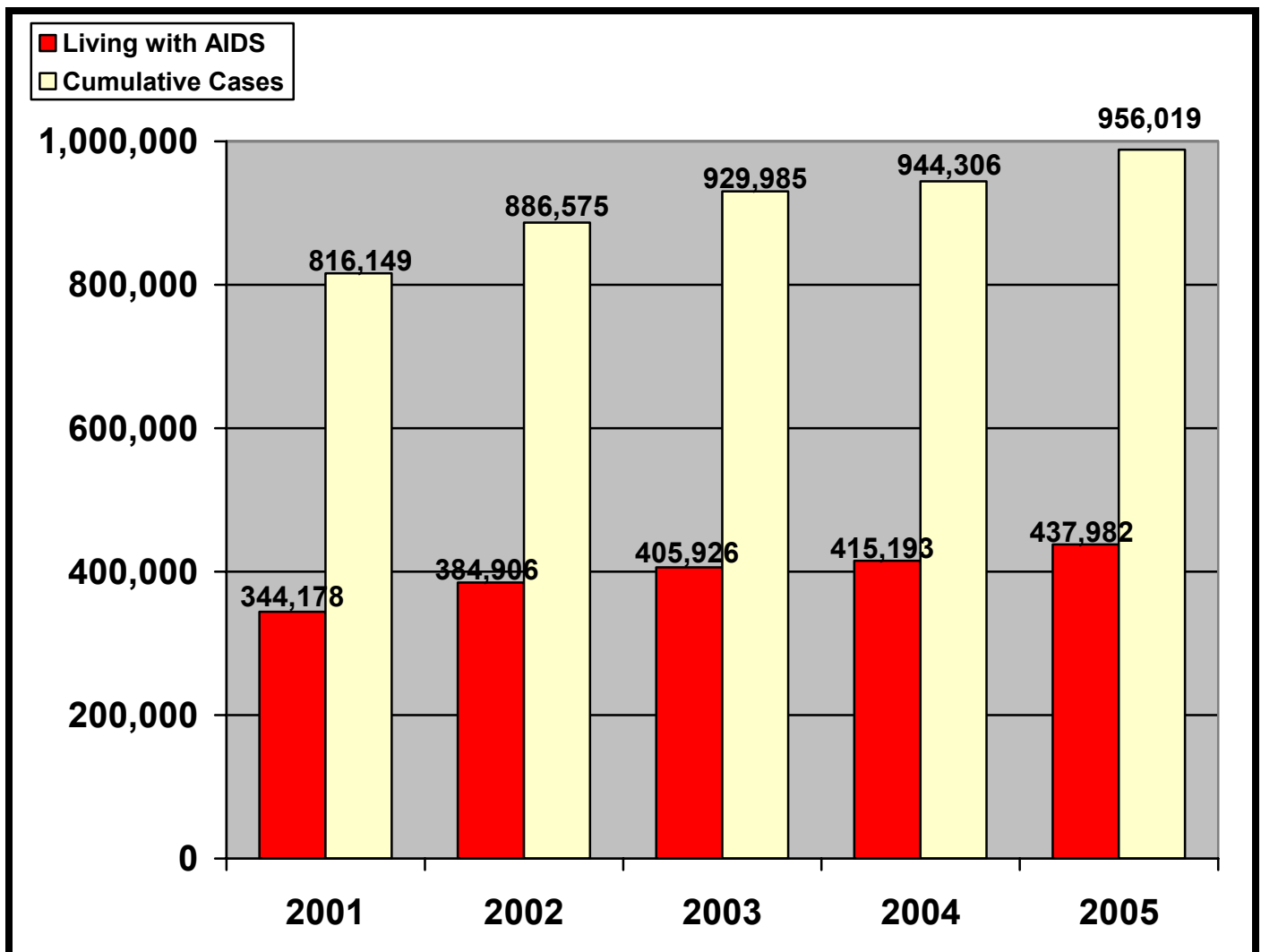


HIV/AIDS IN THE UNITED STATES

While the federal government's investment in treatment and research is helping people with HIV/AIDS live longer and more productive lives, HIV continues to spread at a staggering national rate of over 40,000 new infections per year. The data below represent the reported numbers of cumulative and living AIDS cases in the United States through year-end 2005, the latest data available from the Centers for Disease Control and Prevention.

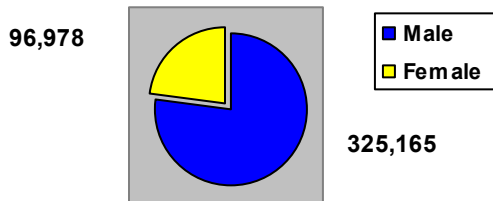
Total Reported AIDS Cases



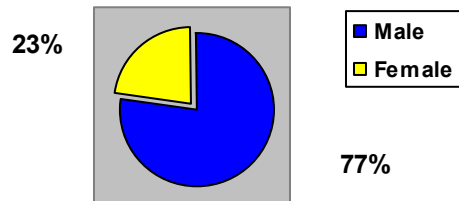
Demographic Trends

The current statistics represent only a portion of the HIV epidemic in the United States—those cases of HIV that have developed into AIDS, confirmed through testing and diagnosis, and then reported. They do not reflect the demography and size of the population living with HIV whose cases have not advanced to AIDS, been tested, diagnosed, and reported.

NUMBER OF PERSONS OF LIVING WITH AIDS (ADULTS AND ADOLESCENTS) BY GENDER, AS OF 2005



PERCENTAGE OF PERSONS LIVING WITH AIDS (ADULTS AND ADOLESCENTS) REPORTED BY GENDER, AS OF 2005



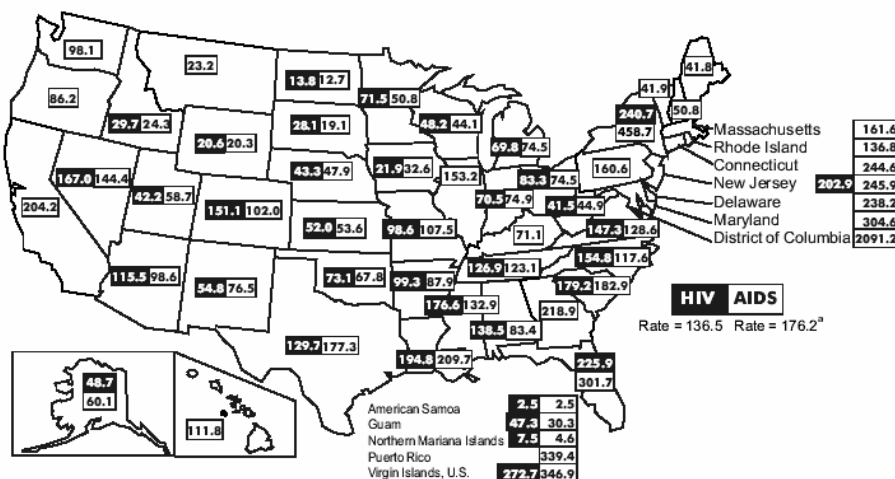
NUMBER OF PERSONS LIVING WITH AIDS BY RACE / ETHNICITY, AS OF 2005

Black, Not Hispanic	188,077
White, Not Hispanic	150,673
Hispanic	78,901
Asian/Pacific Islander	4,356
American Indian/Alaska Native	1,595

NUMBER OF PERSONS LIVING WITH AIDS BY RACE / ETHNICITY, AS OF 2005ⁱⁱ

Black, Not Hispanic	44 %
White, Not Hispanic	36 %
Hispanic	19 %
Asian/Pacific Islander	1 %
American Indian/Alaska Native	<1 %

THE RATE OF HIV AND AIDS REPORTED TO THE CDC, BY STATE/TERRITORY, PER 100,000, AS OF 2005ⁱⁱⁱ



NUMBER OF PERSONS LIVING WITH AIDS IN SELECT STATES/TERRITORIES, AS OF 2005^{iv}

New York	73,794
Florida	45,246
California	59,754
Texas	32,450
New Jersey	17,739
Illinois	16,056
Pennsylvania	16,929
Georgia	16,181
Maryland	14,108
Puerto Rico	10,822

FISCAL YEAR 2005 FUNDING FOR HIV/AIDS IN THE UNITED STATES

At-A-Glance

v

	Department	Agency	Amount
HIV Prevention	Health & Human Services	Centers for Disease Control & Prev.	\$662,267,000
Ryan White - Title I	Health & Human Services	Health Resources & Services Admin.	\$610,094,000
Ryan White - Title II	Health & Human Services	Health Resources & Services Admin.	\$1,121,836,000
Ryan White - Title III	Health & Human Services	Health Resources & Services Admin.	\$195,578,000
Ryan White - Title IV	Health & Human Services	Health Resources & Services Admin.	\$72,519,000
Ryan White - AETC	Health & Human Services	Health Resources & Services Admin.	\$35,051,000
Ryan White - Dental	Health & Human Services	Health Resources & Services Admin.	\$13,218,000
Ryan White- MAI	Health & Human Services	Health Resources & Services Admin.	398,900,000
Ryan White - SPNS	Health & Human Services	Health Resources & Services Admin.	\$25,000,000
HOPWA	Housing & Urban Dev.	Office of HIV/AIDS Housing	\$281,751,000

Prevention

The Centers for Disease Control and Prevention provided the United States with \$662,267,000 for HIV prevention programs. These funds were allocated to state and local health departments and community-based organizations to finance counseling and testing programs, public information and health education/risk reduction activities, and monitoring/surveillance programs.

Ryan White CARE Act

The Ryan White Comprehensive AIDS Resources Emergency (CARE) Act, enacted in 1990 and reauthorized in 1996, 2000, and 2006 is the centerpiece of the federal government's efforts to improve the quality and availability of care for medically underserved individuals and families affected by HIV/AIDS. The CARE Act, administered by the HIV/AIDS Bureau of the Health Resources and Services Administration, provides funding to states, territories, and other public and private nonprofit entities to develop, organize, coordinate, and operate more effective and cost-efficient systems for the delivery of essential health care and support services to people living with HIV/AIDS and their families.

- **Title I – Eligible Metropolitan Areas (EMAs):** Title I provides funding to eligible metropolitan areas disproportionately affected by the HIV epidemic. The United States provided \$610,094,000 in Title I funding.
 - EMAs: Atlanta, Austin, Baltimore, Bergen-Passaic, Boston, Caguas, Chicago, Cleveland, Dallas, Denver, Detroit, Dutchess County, Ft. Lauderdale, Ft. Worth, Hartford, Houston, Jacksonville, Jersey City, Kansas City, Las Vegas, Los Angeles, Miami, Middlesex-Somerset-Hunterdon, Minneapolis-St. Paul, Nassau-Suffolk, New Haven, New Orleans, New York, Newark, Norfolk, Oakland, Orange County, Orlando, Philadelphia, Phoenix, Ponce, Portland, Riverside-San Bernardino, Sacramento, St. Louis, San Antonio, San Diego, San Francisco, San Jose, San Juan, Santa Rosa, Seattle, Tampa-St. Petersburg, Vineland-Millville-Bridgeton, Washington [D.C.], West Palm Beach.
- **Title II – States:** Title II helps state health departments improve the quality, availability, and organization of HIV health care and support services. This title also contains the AIDS Drug Assistance Program (ADAP), which provides medications to individuals with low income and supplemental grants for emerging communities, which are defined as cities reporting between 500 and 1,999 AIDS cases in the past five years. The United States provided \$1,121,836,000 in CARE Act Title II funds, which includes \$787,521,000 for ADAP.

As of January 17, 2007, 558 individuals were on ADAP waiting lists across the country. The following states ad ADAPs with Waiting Lists:

- **Alaska:** 16 on waiting list
- **Montana:** 22 on waiting list
- **Puerto Rico:** 126 on waiting list
- **South Carolina:** 394 on waiting list

In addition, the following ADAP service restrictions were implemented in the states noted below as of April 1, 2006:

- **Alabama:** Capped Enrollment
- **Indiana:** Capped Enrollment
- **Michigan:** Formulary management
- **Oklahoma:** Annual per capita expenditure limit
- **Puerto Rico:** Capped Enrollment
- **South Carolina:** Reduced Formulary

By the end of March 2007, the following states are anticipating imposing new or additional cost-containment measures on their ADAP programs:

- Louisiana
- Puerto Rico^{vi}

- **Title III – Early Intervention Services and Planning:** Title III supports competitive grants to provide medical treatment and medical support services for people living with HIV including HIV testing, early intervention services, risk reduction counseling, case management, outreach, oral health, nutrition, and mental health services. Title III supports Early Intervention Services (EIS) grants that provide services for HIV positive individuals with low income who are uninsured or underinsured as well as grants for planning and capacity building to help rural or underserved communities develop high-quality HIV primary care. The United States provided \$195,578,000 in Title III funds.
- **Title IV – Women, Infants, Children, and Youth:** Title IV focuses on the operation and development of primary care systems and social services for women and youth, two groups that represent a growing share of the epidemic. The United States provided \$72,519,000 in Title IV funds.
- **Part F – AIDS Education and Training Centers (AETCs):** AETCs provide training, consultation, and information to HIV health care providers through a network of 11 regional centers, each of which serves between two and ten states and/or territories; four national centers (the AETC National Resource Center, the National HIV/AIDS Clinicians’ Consultation Center, the National Evaluation AETC, and the National Minority AETC); and over 130 local performance sites across all 50 states, the District of Columbia, and the U.S. territories. The United States provided \$35,051,000 in AETC funds.

Funding is allocated to each of the 15 national and regional centers, which then distribute resources to local performance sites in each state.

National AETCs:

National HIV/AIDS Clinicians' Consultation Center (NCCC)

Department of Family & Community Medicine
University of California, San Francisco
San Francisco General Hospital
San Francisco, CA 94110

National Evaluation AETC

AIDS Policy Research Center
AIDS Research Institute
University of California, San Francisco
San Francisco, CA 94105

National Minority AIDS Education & Training Center (NMAETC)

Howard University
Washington, DC 20001

Regional AETCs:

Delta Region AETC

Louisiana State University Health Sciences Center
School of Public Health
New Orleans, LA 70112
Serves: Louisiana, Arkansas, Mississippi

Florida/Caribbean AETC

USF Center for HIV Education and Research
University of South Florida
Tampa, FL 33612
Serves: Florida, Puerto Rico and the U.S. Virgin Islands

Midwest AETC

The University of Illinois at Chicago
Jane Addams College of Social Work
Chicago, IL 60608
Serves: Illinois, Indiana, Iowa, Michigan, Minnesota, Missouri, Wisconsin

Mountain Plains AETC

Department of Medicine, Division of Infectious Diseases
University of Colorado Health Science Center
Denver, CO 80262
Serves: Colorado, Kansas, Nebraska, New Mexico, North Dakota, South Dakota, Utah, Wyoming

National Resource Center

François-Xavier Bagnoud Center
University of Medicine & Dentistry of New Jersey
Newark, NJ 07107

University of California, San Francisco
Center for HIV Information
San Francisco, CA 94121

New England AETC

Office of Community Programs
University of Massachusetts Medical School
Boston, MA 02215-3318
Serves: Connecticut, Maine, Massachusetts, New Hampshire, Rhode Island, Vermont

New York/New Jersey AETC

Mailman School of Public Health
Columbia University
New York, NY 10032
Serves: New York, New Jersey

Northwest AETC

Center for Health Education and Research
University of Washington
Seattle, WA 98104
Serves: Alaska, Idaho, Montana, Oregon, Washington

Pacific AETC

Department of Family & Community Medicine
University of California, San Francisco
San Francisco, CA 94105-3444
Serves: Arizona, California, Hawaii, Nevada and the six US-affiliated Pacific Jurisdictions

Pennsylvania/Mid-Atlantic AETC
 University of Pittsburgh
 Graduate School of Public Health
 Department of Infectious Diseases and
 Microbiology
 Pittsburgh, PA 15261
*Serves: Delaware, District of Columbia,
 Maryland, Ohio, Pennsylvania,
 Virginia, West Virginia*

Southeast AETC
 Department of Family and Preventive Medicine
 Emory University School of Medicine
 Atlanta, GA 30322-4950
*Serves: Alabama, Georgia, Kentucky, North
 Carolina, South Carolina,
 Tennessee*

Texas/Oklahoma AETC
 Parkland Health & Hospital System
 Dallas, TX 75235
Serves: Texas, Oklahoma^{vii}

- **Part F - Dental Program:** Ryan White Care Act Dental program provides funding to both a community-based dental program, to increase access to oral health care services for HIV-positive individuals while providing education and clinical training for dental care providers as well as a reimbursement program which reimburses dental schools, postdoctoral dental education programs, and dental hygiene programs for oral health care of individuals living with HIV. The United States provided \$13,218,000 in dental program funding.
- **Special Projects of National Significance (SPNS):** SPNS is the research and development aspect of the Ryan White CARE Act. SPNS is responsible for assessing the effectiveness of certain care models, providing support for innovative models of HIV/AIDS service delivery and for assisting the replication of effective models across the nation. The United States provided \$25,000,000 in SPNS funding.

Housing Opportunities for Persons with AIDS

The Housing Opportunities for Persons with AIDS program (HOPWA) provides housing assistance and related supportive services for HIV positive persons with low income and their families. Ninety percent of funding is provided through “formula grants” to qualified states with the largest number of AIDS cases, and the remaining ten percent is provided on a competitive basis through three grant programs: Special Projects of National Significance (SPNS), projects that address permanent housing and service challenges for persons with HIV and their families, and technical assistance projects.

The Department of Housing and Urban Development (HUD) provided the United States with \$251,323,000 in formula grants under the HOPWA program in fiscal year 2005. The United States also provided \$37,501,089 in competitive grant funding.^{viii}

HOPWA Grant Type	Funding Amount
Formula	\$251,323,000
Competitive- SPNS, Permanent Housing, and TA	\$37,501,089

Serostatus Reporting

States require that cases of AIDS be reported to local and state health departments, and since 2004, all states require that cases of HIV infection be reported as well. **The data below include the number of persons reported with HIV infection who do *not* have an AIDS diagnosis.** As of 2007, all states will use name-based reporting. In name-based reporting, the individual who tests positive is identified by name. The CDC only accepts name-based data for its surveillance reports.

- Total number of adults diagnosed living with HIV infection through December 2005: 212,579
- Total Number of Children < 13 Years Old diagnosed living with HIV infection through Dec. 2005: 2,460^{ix}

U.S. State Level AIDS Leadership

Julie Scofield

National Alliance of State and Territorial AIDS Directors

Executive Director

444 North Capitol Street, NW, Suite 339

Washington, D.C. 20001

(202) 434-8090

E-mail: jscofield@nastad.org^x

ⁱ Centers for Disease Control & Prevention Division of HIV/AIDS Prevention, "Cases of HIV Infection and AIDS in the United States," *HIV/AIDS Surveillance Report* 13 (2001), 14 (2002), 15 (2003), 16 (2004), 17 (2005). Available from <http://www.cdc.gov/hiv/topics/surveillance/resources/reports/2005report/default.htm>.

ⁱⁱ Centers for Disease Control & Prevention Division of HIV/AIDS Prevention, "Cases of HIV Infection and AIDS in the United States," *HIV/AIDS Surveillance Report* 17 (2005): Table 10. Available from <http://www.cdc.gov/hiv/topics/surveillance/resources/reports/2005report/default.htm>

ⁱⁱⁱ Centers for Disease Control & Prevention Division of HIV/AIDS Prevention, "Cases of HIV Infection and AIDS in the United States," *HIV/AIDS Surveillance Report* 16 (2005): Map 1. Available from <http://www.cdc.gov/hiv/topics/surveillance/resources/reports/2005report/default.htm>

^{iv} Centers for Disease Control & Prevention Division of HIV/AIDS Prevention, "Cases of HIV Infection and AIDS in the United States," *HIV/AIDS Surveillance Report* 17 (2005): Table 12. Available from <http://www.cdc.gov/hiv/topics/surveillance/resources/reports/2005report/default.htm>

^v AIDS Action, *HIV-Related Budget and Appropriations: Fiscal Years 2005-2007*. Available from http://www.aidsaction.org/legislation/pdf/fy2007_presbudgetreq.pdf.

^{vi} The National Association of State and Territorial AIDS Directors, *The ADAP Watch*, February 7, 2007. Available from <http://www.nastad.org>.

^{vii} AETC National Resource Center. *AETC AIDS Education & Training Centers Directory 2004 Edition*. <http://www.aidsetc.org/pdf/about/AETC-2005-Directory.pdf>. (Retrieved February 1, 2007).

^{viii} Department of Housing and Urban Development. *Housing Opportunities for People With AIDS Program*. <http://www.hud.gov/offices/cpd/aidshousing/programs>. Retrieved January 22, 2007

^{ix} Centers for Disease Control & Prevention Division of HIV/AIDS Prevention, "Cases of HIV Infection and AIDS in the United States," *HIV/AIDS Surveillance Report* 17 (2005). Available from <http://www.cdc.gov/hiv/topics/surveillance/resources/reports/2005report/default.htm>.

^x National Alliance of State and Territorial AIDS Directors. www.nastad.org. Retrieved February 1, 2007.