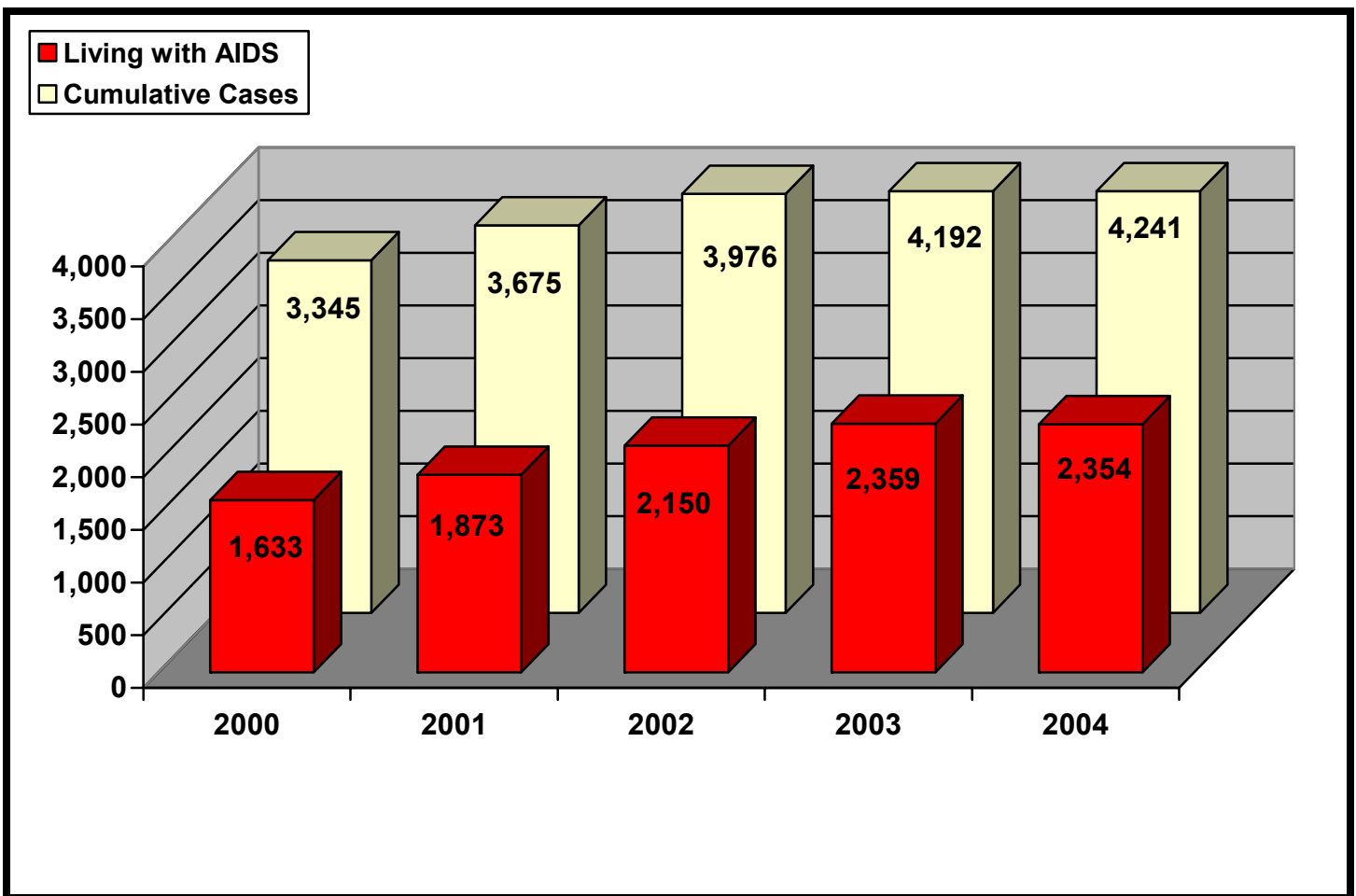


## HIV/AIDS IN KENTUCKY

While the federal government's investment in treatment and research is helping people with HIV/AIDS live longer and more productive lives, HIV continues to spread at a staggering national rate of over 40,000 new infections per year. The following data represent the total reported AIDS cases in Kentucky through year-end 2004:

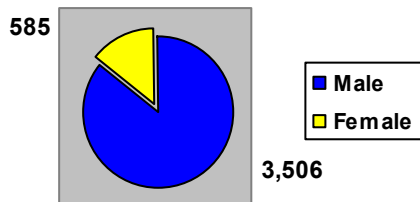
**Total Reported AIDS Cases**



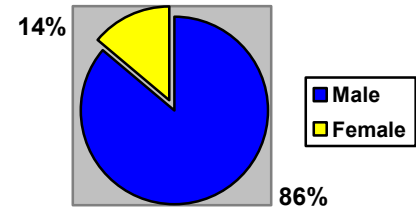
## Demographic Trends

It is the position of AIDS Action that the current HIV/AIDS statistics represent only a portion of the epidemic in the U.S. The data below only captures the HIV cases that were confirmed through testing and reporting; thus, it does not reflect the demography and size of the HIV positive population that has not yet been tested or reported.

### TOTAL REPORTED AIDS CASES BY GENDER, 2004



### PERCENTAGE OF TOTAL AIDS CASES REPORTED BY GENDER, 2004




### TOTAL REPORTED AIDS CASES BY RACE / ETHNICITY, 2004

White, Not Hispanic	2,752
Black, Not Hispanic	1,244
Other	122

### PERCENTAGE OF TOTAL REPORTED CASES BY RACE / ETHNICITY, 2004

White, Not Hispanic	67 %
Black, Not Hispanic	30 %
Other	3 %

### TOTAL REPORTED AIDS CASES BY AREA DEVELOPMENT DISTRICT, 2004



### TOTAL REPORTED AIDS CASES BY AREA DEVELOPMENT DISTRICT, 2004<sup>ii</sup>

Area Development District	Total cases
North Central	1,891
Bluegrass	792
Northern Kentucky	340
Pennyrile	174
Purchase	159
Green River	147

## FISCAL YEAR 2004 FUNDING FOR HIV/AIDS IN KENTUCKY

### At-A-Glance

	Department	Agency	Amount
HIV Prevention	Health & Human Services	Centers for Disease Control & Prev.	\$1,990,559
Ryan White - Title I	Health & Human Services	Health Resources & Services Admin.	\$0
Ryan White - Title II	Health & Human Services	Health Resources & Services Admin.	\$6,688,723
Ryan White - Title III	Health & Human Services	Health Resources & Services Admin.	\$2,699,017
Ryan White - Title IV	Health & Human Services	Health Resources & Services Admin.	\$269,796
Ryan White - AETC	Health & Human Services	Health Resources & Services Admin.	\$2,028,746
Ryan White - Dental	Health & Human Services	Health Resources & Services Admin.	\$449,011.79
Ryan White - SPNS	Health & Human Services	Health Resources & Services Admin.	\$0
HOPWA	Housing & Urban Dev.	Office of HIV/AIDS Housing	\$2,311,690

### Prevention

The Centers for Disease Control and Prevention provided Kentucky with \$1,990,559 for HIV prevention programs. These funds were allocated to state and local health departments and community-based organizations to finance counseling and testing programs, public information and health education/risk reduction activities, and monitoring/surveillance programs.<sup>iii</sup>

### Ryan White CARE Act

The Ryan White Comprehensive AIDS Resources Emergency (CARE) Act, enacted in 1990 and reauthorized in 2000, is the centerpiece of the federal government's efforts to improve the quality and availability of care for medically underserved individuals and families affected by HIV/AIDS. The CARE Act, administered by the HIV/AIDS Bureau of the Health Resources and Services Administration, provides funding to states, territories, and other public and private nonprofit entities to develop, organize, coordinate, and operate more effective and cost-efficient systems for the delivery of essential health care and support services to people living with HIV/AIDS and their families.

- **Title I – Eligible Metropolitan Areas (EMAs):** Title I provides funding to eligible metropolitan areas disproportionately affected by the HIV epidemic. Kentucky qualified for \$0 in Title I funding.<sup>iv</sup>
  - EMAs: None
- **Title II – States:** Title II helps state health departments improve the quality, availability, and organization of HIV health care and support services. This title also contains the AIDS Drug Assistance Program (ADAP), which provides medications to individuals with low income and supplemental grants for emerging communities, which are defined as cities reporting between 500 and 1,999 AIDS cases in the past five years. Kentucky received \$6,688,723 in CARE Act Title II funds, which includes \$4,086,741 for ADAP and \$220,395 for emerging communities (Louisville), as well as \$22,875 to support educational and outreach services to help disproportionately impacted communities of color improve their participation in ADAP through the Minority AIDS Initiative.<sup>v</sup>
- **Title III – Early Intervention Services and Planning:** Title III supports competitive grants to provide medical treatment and medical support services for people living with HIV including HIV testing, early intervention services, risk reduction counseling, case management, outreach, oral health, nutrition, and mental health services. Title III supports Early Intervention Services (EIS) grants that provide services for HIV positive individuals with low income who are uninsured or underinsured as well as grants for planning

and capacity building to help rural or underserved communities develop high-quality HIV primary care. Kentucky received \$2,699,017 in Title III funds.<sup>vi</sup>

- **Title IV – Women, Infants, Children, and Youth:** Title IV focuses on the operation and development of primary care systems and social services for women and youth, two groups that represent a growing share of the epidemic. Kentucky received \$269,796 in Title IV funds.<sup>vii</sup>
- **Other CARE Act Funding Programs:**

**AIDS Education and Training Centers (AETC) Program**

AETCs provide training, consultation, and information to HIV health care providers through a network of 11 regional centers, each of which serves between two and ten states and/or territories; four national centers (the AETC National Resource Center, the National HIV/AIDS Clinicians’ Consultation Center, the National Evaluation AETC, and the National Minority AETC); and over 130 local performance sites across all 50 states, the District of Columbia, and the U.S. territories.

Funding is allocated to each of the 15 national and regional centers, which then distribute resources to local performance sites in each state.

**Total Southeast AETC Regional Funding:** \$2,028,746<sup>viii</sup>

**Regional Center**

Southeast AETC  
 Department of Family and Preventive Medicine  
 Emory University School of Medicine  
 735 Gatewood Road, N.E.  
 Atlanta, GA 30322-4950  
 Ira K. Schwartz, MD, Director and Associate Professor  
 Phone: 404-727-2929  
 Fax: 404-727-4562  
 Email: seatec@emory.edu  
 Website: <http://www.seatec.emory.edu><sup>ix</sup>

**Local Performance Site(s)**

Kentucky AETC  
 University of Kentucky  
 Lexington, KY

*Located in: Georgia*

*Serves: Alabama, Georgia, Kentucky, North Carolina, South Carolina, Tennessee*

**Dental Reimbursement Program**

The Ryan White Care Act Dental Reimbursement program provides reimbursement to dental schools, postdoctoral dental education programs, and dental hygiene programs for oral health care of individuals living with HIV.

**Total Dental Reimbursement Funding:** \$449,011/79<sup>x</sup>

University of Kentucky, College of Dentistry Lexington, KY 45,185.05	University of Louisville, School of Dentistry Louisville, KY 403,826.74
--	---

### Special Projects of National Significance (SPNS)

SPNS is the research and development aspect of the Ryan White CARE Act. SPNS is responsible for assessing the effectiveness of certain care models, providing support for innovative models of HIV/AIDS service delivery and for assisting the replication of effective models across the nation.

**Total SPNS Funding:** \$0<sup>xi</sup>

### Housing Opportunities for Persons with AIDS

The Housing Opportunities for Persons with AIDS program (HOPWA) provides housing assistance and related supportive services for HIV positive persons with low income and their families. Ninety percent of funding is provided through “formula grants” to qualified states with the largest number of AIDS cases, and the remaining ten percent is provided on a competitive basis through three grant programs: Special Projects of National Significance (SPNS), projects that address permanent housing and service challenges for persons with HIV and their families, and technical assistance projects.

The Department of Housing and Urban Development (HUD) provided Kentucky with \$885,000 in formula grants under the HOPWA program in 2004.<sup>xii</sup> Kentucky also received \$1,426,690 in SPNS competitive grant awards.<sup>xiii</sup>

HOPWA Grant Type	Funding Amount
Formula	\$885,000
Competitive- SPNS	\$1,426,690

### Serostatus Reporting

States require that cases of AIDS be reported to local and state health departments, and since 2004, all states require that cases of HIV infection be reported as well. The data below include the number of persons reported with HIV infection who do *not* have an AIDS diagnosis. Each state can use one of three forms of HIV reporting: name-based, code-based, or name-to-code-based. In name-based reporting, the individual who tests positive is identified by name. In code-based reporting, unique identifier codes are used in place of names. In name-to-code-based reporting, HIV cases are initially identified by name and are later switched to code. The CDC only accepts data for its surveillance reports from states that use name-based reporting for HIV

- Kentucky uses **name-based** reporting of HIV infections.<sup>xiv</sup>
- Kentucky began **name-based** reporting of HIV infections in 2004.<sup>xv</sup>
- Total number of adults living with HIV infection through December 2004: n/a
- Total number of children < 13 years old living with HIV infection through December 2004: n/a

### State AIDS Director

Sigga Jagne  
HIV/AIDS Program Branch Manager  
Cabinet for Health & Family Services  
Division of Epidemiology  
Kentucky Department for Public Health  
275 East Main Street

Mailstop HS 2EC  
Frankfort, Kentucky 40601  
Phone: 502-564-6539 x3552  
Fax: 502-564-9865  
[sigga.jane@ky.gov](mailto:sigga.jane@ky.gov)<sup>xvi</sup>

- 
- <sup>i</sup> 1999-2004 data: Centers for Disease Control & Prevention Division of HIV/AIDS Prevention. *HIV/AIDS Surveillance Report* Volumes 11-16. <http://www.cdc.gov/hiv/stats/haslink.htm>. Retrieved July 2006.
- <sup>ii</sup> Kentucky Cabinet for Health and Family Services. *HIV/AIDS Semi-Annual Report*. <http://chfs.ky.gov/NR/rdonlyres/C2C44558-9365-48F1-AF4B-53965EF6421F/0/December2004SemiannualReport.pdf>. Retrieved September 19, 2006.
- <sup>iii</sup> National Alliance of State and Territorial AIDS Directors. *CDC HIV Prevention Funding for State and Local Health Departments*. [http://www.nastad.org/Docs/Public/Publication/2006217\\_CDC%20Prevention%20Historical%20Funding.xls](http://www.nastad.org/Docs/Public/Publication/2006217_CDC%20Prevention%20Historical%20Funding.xls) (Retrieved September 27, 2006).
- <sup>iv</sup> Health Resources and Services Administration. *HHS Awards \$595 Million for AIDS Care in Major Urban Areas*. March 1, 2004. <http://www.hhs.gov/news/press/2004pres/20040301a.html>
- <sup>v</sup> Health Resources and Services Administration. *HHS Awards \$36.1 Million to Expand Healthcare for People with HIV/AIDS*. December 23, 2004. <http://newsroom.hrsa.gov/NewsBriefs/2004/hab-dec.htm>
- <sup>vi</sup> Ward, Kelley. Health Resources and Services Administration HIV/AIDS Bureau. Special data report per AIDS Action request, Received November 6, 2006.
- <sup>vii</sup> Schaefer, Nathan. AIDS Alliance for Children, Youth, and Families. Special Data Report per AIDS Action Request, Received August 1, 2006.
- <sup>viii</sup> Frank, Linda. National Association of AIDS Education and Training Centers. Special data report per AIDS Action request, Received November 10, 2006.
- <sup>ix</sup> AETC National Resource Center. *AETC AIDS Education & Training Centers Directory 2005 Edition*. <http://www.aidsetc.org/pdf/about/AETC-2005-Directory.pdf>. (Retrieved October 31, 2006).
- <sup>x</sup> Health Resources and Services Administration. *HHS Awards \$36.1 Million to Expand Healthcare for People with HIV/AIDS*. December 23, 2004. <http://newsroom.hrsa.gov/newsbriefs/2004/hab-dec.htm>.
- <sup>xi</sup> Ward, Kelley. Health Resources and Services Administration HIV/AIDS Bureau. Special data report per AIDS Action request, Received October 30, 2006.
- <sup>xii</sup> Department of Housing and Urban Development. *FY 2004 HOPWA Formula Allocations*. <http://www.hud.gov/offices/cpd/aidshousing/programs/formula/grants/fy04/2004.pdf#search='FY%202004%20HOPWA%20Formula%20Allocations'> (Retrieved October 24, 2006).
- <sup>xiii</sup> Department of Housing and Urban Development. *FY 2004 HOPWA Competitive Awards*. <http://www.hud.gov/offices/cpd/aidshousing/programs/competitive/grants/fy04/index.cfm>. (Retrieved October 24, 2006).
- <sup>xiv</sup> National HIV/AIDS Clinicians Consultation Centers. *Updated Compendiums of State HIV Testing Laws*. September 26, 2006. <http://www.ucsf.edu/hivcntr/PDFs/WEB2006State%20Laws.pdf> (Retrieved October 19, 2006).
- <sup>xv</sup> Kentucky Department of Health. Special date report per AIDS Action request, Received November 6, 2006.
- <sup>xvi</sup> National Alliance of State and Territorial AIDS Directors. [http://www.nastad.org/About/res\\_state\\_Directory.aspx](http://www.nastad.org/About/res_state_Directory.aspx). Retrieved October 31, 2006