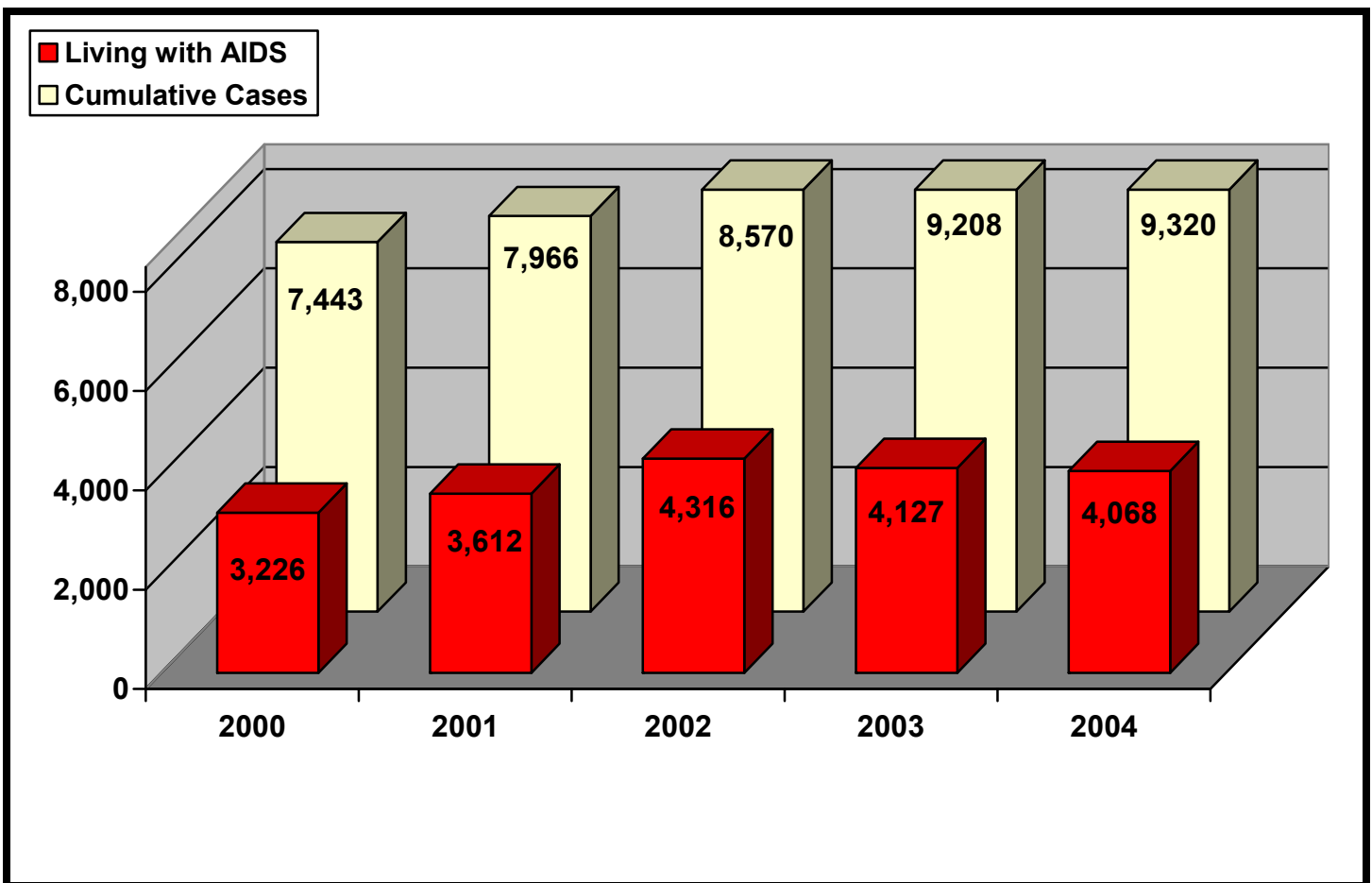


HIV/AIDS IN ARIZONA

While the federal government's investment in treatment and research is helping people with HIV/AIDS live longer and more productive lives, HIV continues to spread at a staggering national rate of over 40,000 new infections per year. The following data represent the total reported AIDS cases in Arizona through year-end 2004:

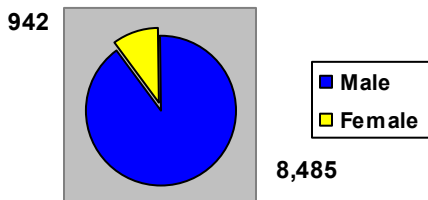
Total Reported AIDS Cases



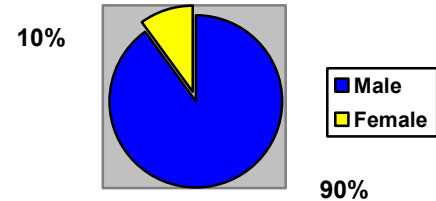
Demographic Trends

It is the position of AIDS Action that the current HIV/AIDS statistics represent only a portion of the epidemic in the U.S. The data below only captures the HIV cases that were confirmed through testing and reporting; thus, it does not reflect the demography and size of the HIV positive population that has not yet been tested or reported.

TOTAL REPORTED AIDS CASES BY GENDER, 2004



PERCENTAGE OF TOTAL AIDS CASES REPORTED BY GENDER, 2004



TOTAL REPORTED AIDS CASES BY RACE / ETHNICITY, 2004

White, Not Hispanic	6,333
Black, Not Hispanic	796
Hispanic	1,897
Asian/Pacific Islander	55
American Indian/Alaskan Native	330
Other	16

PERCENTAGE OF TOTAL REPORTED CASES BY RACE / ETHNICITY, 2004ⁱⁱ

White, Not Hispanic	67 %
Black, Not Hispanic	8%
Hispanic	20%
Asian/Pacific Islander	<1 %
American Indian/Alaskan Native	4%
Other	<1%

ARIZONA COUNTIES, 2004ⁱⁱⁱ



TOTAL REPORTED AIDS CASES BY MAJOR COUNTIES, 2004

Maricopa County	6,577
Pima County	1,859
Pinal County	221
Mohave County	141
Yavapai County	116
Yuma County	114
Cochise County	102
Coconino County	106
Navajo County	48
Santa Cruz County	32

FISCAL YEAR 2004 FUNDING FOR HIV/AIDS IN ARIZONA

At-A-Glance

	Department	Agency	Amount
HIV Prevention	Health & Human Services	Centers for Disease Control & Prev.	\$3,315,125
Ryan White - Title I	Health & Human Services	Health Resources & Services Admin.	\$6,814,427
Ryan White - Title II	Health & Human Services	Health Resources & Services Admin.	\$11,648,614
Ryan White - Title III	Health & Human Services	Health Resources & Services Admin.	\$ 2,329,322
Ryan White - Title IV	Health & Human Services	Health Resources & Services Admin.	\$627,980
Ryan White – AETC	Health & Human Services	Health Resources & Services Admin.	\$221,373
Ryan White – Dental	Health & Human Services	Health Resources & Services Admin.	\$0
Ryan White – SPNS	Health & Human Services	Health Resources & Services Admin.	\$966,933
HOPWA	Housing & Urban Dev.	Office of HIV/AIDS Housing	\$2,945,443

Prevention

The Centers for Disease Control and Prevention provided Arizona with \$3,315,125 for HIV prevention programs. These funds were allocated to state and local health departments and community-based organizations to finance counseling and testing programs, public information and health education/risk reduction activities, and monitoring/surveillance programs.^{iv}

Ryan White CARE Act

The Ryan White Comprehensive AIDS Resources Emergency (CARE) Act, enacted in 1990 and reauthorized in 2000, is the centerpiece of the federal government's efforts to improve the quality and availability of care for medically underserved individuals and families affected by HIV/AIDS. The CARE Act, administered by the HIV/AIDS Bureau of the Health Resources and Services Administration, provides funding to states, territories, and other public and private nonprofit entities to develop, organize, coordinate, and operate more effective and cost-efficient systems for the delivery of essential health care and support services to people living with HIV/AIDS and their families.

- **Title I – Eligible Metropolitan Areas (EMAs):** Title I provides funding to eligible metropolitan areas disproportionately affected by the HIV epidemic. Arizona qualified for \$6,814,427 in Title I funding.^v
 - EMAs: Phoenix
- **Title II – States:** Title II helps state health departments improve the quality, availability, and organization of HIV health care and support services. This title also contains the AIDS Drug Assistance Program (ADAP), which provides medications to individuals with low income and supplemental grants for emerging communities, which are defined as cities reporting between 500 and 1,999 AIDS cases in the past five years. Arizona received \$11,648,614 in CARE Act Title II funds, which includes \$8,392,903 for ADAP and \$0 for emerging communities, as well as \$54,164 to support educational and outreach services to help disproportionately impacted communities of color improve their participation in ADAP through the Minority AIDS Initiative.^{vi}
- **Title III – Early Intervention Services and Planning:** Title III supports competitive grants to provide medical treatment and medical support services for people living with HIV including HIV testing, early

intervention services, risk reduction counseling, case management, outreach, oral health, nutrition, and mental health services. Title III supports Early Intervention Services (EIS) grants that provide services for HIV positive individuals with low income who are uninsured or underinsured as well as grants for planning and capacity building to help rural or underserved communities develop high-quality HIV primary care. Arizona received \$2,329,322 in Title III funds^{vii}.

- **Title IV – Women, Infants, Children, and Youth:** Title IV focuses on the operation and development of primary care systems and social services for women and youth, two groups that represent a growing share of the epidemic. Arizona received \$627,980 in Title IV funds.^{viii}
- **Other CARE Act Funding Programs:**

AIDS Education and Training Centers (AETC) Program

AETCs provide training, consultation, and information to HIV health care providers through a network of 11 regional centers, each of which serves between two and ten states and/or territories; four national centers (the AETC National Resource Center, the National HIV/AIDS Clinicians' Consultation Center, the National Evaluation AETC, and the National Minority AETC); and over 130 local performance sites across all 50 states, the District of Columbia, and the U.S. territories.

Funding is allocated to each of the 15 national and regional centers, which then distribute resources to local performance sites in each state.

Total Arizona AETC Funding: \$221,373^{ix}

Regional Center

Pacific AETC
Department of Family & Community Medicine
University of California, San Francisco
74 New Montgomery Street, Suite 600
San Francisco, CA 94105-3444
E. Michael Reyes, MD, MPH, Director & Principal Investigator
Phone: 415-597-8198
Fax: 415-597-9386
Email: paetc@psg.ucsf.edu
Website: <http://www.ucsf.edu/paetc>^x

Local Performance Site:

Arizona AIDS ETC
Tucson, Arizona

Located in: California

Serves: Arizona, California, Hawaii, Nevada and the six US-affiliated Pacific Jurisdictions

Dental Reimbursement Program

The Ryan White Care Act Dental Reimbursement program provides reimbursement to dental schools, postdoctoral dental education programs, and dental hygiene programs for oral health care of individuals living with HIV.

Total Dental Reimbursement Funding: \$0^{xi}

Special Projects of National Significance (SPNS)

SPNS is the research and development aspect of the Ryan White CARE Act. SPNS is responsible for assessing the effectiveness of certain care models, providing support for innovative models of HIV/AIDS service delivery and for assisting the replication of effective models across the nation.

Total SPNS Funding:

\$966,933^{xii}

Housing Opportunities for Persons with AIDS

The Housing Opportunities for Persons with AIDS program (HOPWA) provides housing assistance and related supportive services for HIV positive persons with low income and their families. Ninety percent of funding is provided through “formula grants” to qualified states with the largest number of AIDS cases, and the remaining ten percent is provided on a competitive basis through three grant programs: Special Projects of National Significance (SPNS), projects that address permanent housing and service challenges for persons with HIV and their families, and technical assistance projects

The Department of Housing and Urban Development (HUD) provided Arizona with \$2,000,000 in formula grants under the HOPWA program in 2004.^{xiii} Arizona also received \$945,443 in SPNS competitive grant awards.^{xiv}

HOPWA Grant Type	Funding Amount
Formula	\$2,00,000
Competitive- SPNS	\$945,443

Serostatus Reporting

States require that cases of AIDS be reported to local and state health departments, and since 2004, all states require that cases of HIV infection be reported as well. The data below include the number of persons reported with HIV infection who do *not* have an AIDS diagnosis. Each state can use one of three forms of HIV reporting: name-based, code-based, or name-to-code-based. In name-based reporting, the individual who tests positive is identified by name. In code-based reporting, unique identifier codes are used in place of names. In name-to-code-based reporting, HIV cases are initially identified by name and are later switched to code. The CDC only accepts data for its surveillance reports from states that use name-based reporting for HIV.

- Arizona uses **name-based** reporting of HIV infections^{xv}
- Arizona began **name-based** reporting of HIV infections 1987.^{xvi}
- Total number of adults living with HIV infection through December 2004: 5,288
- Total number of children < 13 years old living with HIV infection through December 2004: 45^{xvii}

State AIDS Director

Bruce Porter

Chief

Office of HIV/AIDS

Arizona Department of Health Services

150 North 18th Avenue, Suite 110

Phoenix, AZ 85007

Phone: (602) 364-3593

Fax: (602) 364-3268

Email: porterb@azdhs.gov^{xviii}

-
- ⁱ 1999-2004 data: Centers for Disease Control & Prevention Division of HIV/AIDS Prevention. *HIV/AIDS Surveillance Report* Volumes 11-16. <http://www.cdc.gov/hiv/stats/hasrlink.htm>. Retrieved July 2006.
- ⁱⁱ Bailey, Steven. HIV/AIDS Surveillance: Arizona Department of Health Services. Special Data Request, Received November 8, 2006.
- ⁱⁱⁱ U.S. Census Bureau. *Arizona County Selection Map*. http://quickfacts.census.gov/qfd/maps/arizona_map.html. Retrieved October 2, 2006.
- ^{iv} National Alliance of State and Territorial AIDS Directors. *CDC HIV Prevention Funding for State and Local Health Departments*. http://www.nastad.org/Docs/Public/Publication/2006217_CDC%20Prevention%20Historical%20Funding.xls. (Retrieved September 27, 2006).
- ^v Health Resources and Services Administration. *HHS Awards \$595 Million for AIDS Care in Major Urban Areas*. March 1, 2004. <http://www.hhs.gov/news/press/2004pres/20040301a.html>
- ^{vi} Health Resources and Services Administration. *HHS Awards \$1 Billion to Help States Provide Healthcare, Services and Prescription Drugs for People with HIV/AIDS*. April 1, 2004. <http://www.hhs.gov/news/press/2004pres/20040401b.html>
- ^{vii} Ward, Kelley. Health Resources and Services Administration HIV/AIDS Bureau. Special data report per AIDS Action request, Received November 6, 2006.
- ^{viii} Schaeffer, Nathan. AIDS Alliance for Children, Youth, and Families. Special Data Report per AIDS Action request, received August 1, 2006.
- ^{ix} Bernstein, Mona. National Association of AIDS Education and Training Centers. Special data report per AIDS Action request, Received November 10, 2006.
- ^x AETC National Resource Center. *AETC AIDS Education & Training Centers Directory 2005 Edition*. <http://www.aidsetc.org/pdf/about/AETC-2005-Directory.pdf>. (Retrieved October 31, 2006)
- ^{xi} Health Resources and Services Administration. *HHS Awards \$36.1 Million to Expand Healthcare for People with HIV/AIDS*. December 23, 2004. <http://newsroom.hrsa.gov/NewsBriefs/2004/hab-dec.htm>
- ^{xii} Ward, Kelley. Health Resources and Services Administration HIV/AIDS Bureau. Special data report per AIDS Action request, Received October 30, 2006.
- ^{xiii} Department of Housing and Urban Development. *FY 2004 HOPWA Formula Allocations*. <http://www.hud.gov/offices/cpd/aidshousing/programs/formula/grants/fy04/2004.pdf#search='FY%202004%20HOPWA%20Formula%20Allocations'> (Retrieved October 24, 2006).
- ^{xiv} Department of Housing and Urban Development. *FY 2004 HOPWA Competitive Awards*. <http://www.hud.gov/offices/cpd/aidshousing/programs/competitive/grants/fy04/index.cfm>. (Retrieved October 24, 2006).
- ^{xv} National HIV/AIDS Clinicians Consultation Centers. *Updated Compendiums of State HIV Testing Laws*. September 26, 2006. <http://www.ucsf.edu/hivcntr/PDFs/WEB2006State%20Laws.pdf> (Retrieved October 19, 2006).
- ^{xvi} Arizona Department of Health. Special data report per AIDS Action request, November 6, 2006
- ^{xvii} 1999-2004 data: Centers for Disease Control & Prevention Division of HIV/AIDS Prevention. *HIV/AIDS Surveillance Report* Volumes 11-16. <http://www.cdc.gov/hiv/stats/hasrlink.htm>. Retrieved July 2006.
- ^{xviii} National Alliance of State and Territorial AIDS Directors. http://www.nastad.org/About/res_state_Directory.aspx. Retrieved October 31, 2006